




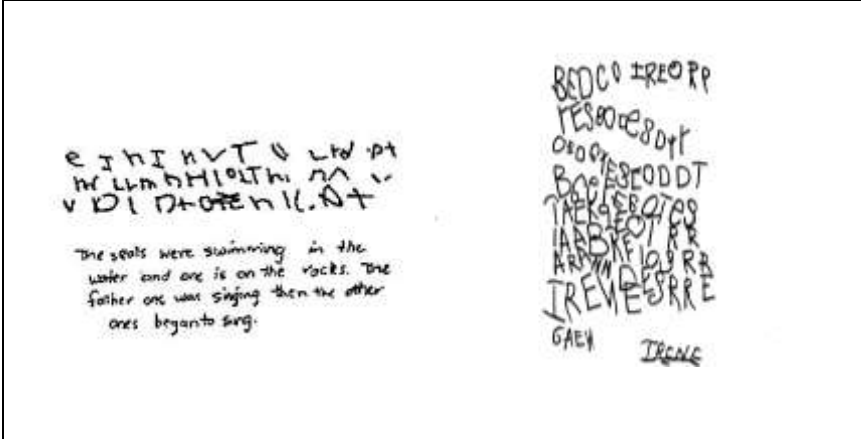
Stage 1: Scribbling

- Can be random marks on paper
- Marks can be large, circular and resemble drawing
- When the intention is to convey a message, it's early literacy!



Stage 2 : Letter-like Symbols

- Letter/number like forms emerge
- Child often uses same three letters
- Often letters from own name
- Writer can talk about own writings



Stage 3: Strings of Letters

- Some legible letters evident
- Developing awareness of sound-to-symbol relationship but not matching most sounds
- Usually capital letters
- No spacing



Stage 4: Beginning Sounds Emerge

- String of letters with beginning sounds to represent words
- Start to see difference between letter and word
- Message makes sense and matches the picture




Stage 5: Consonants Represent Words

- Matches some sounds with consonants
- Begin to see spaces between words
- Often mix upper and lower case letters
- Start to use punctuation
- Concept of sentence emerges



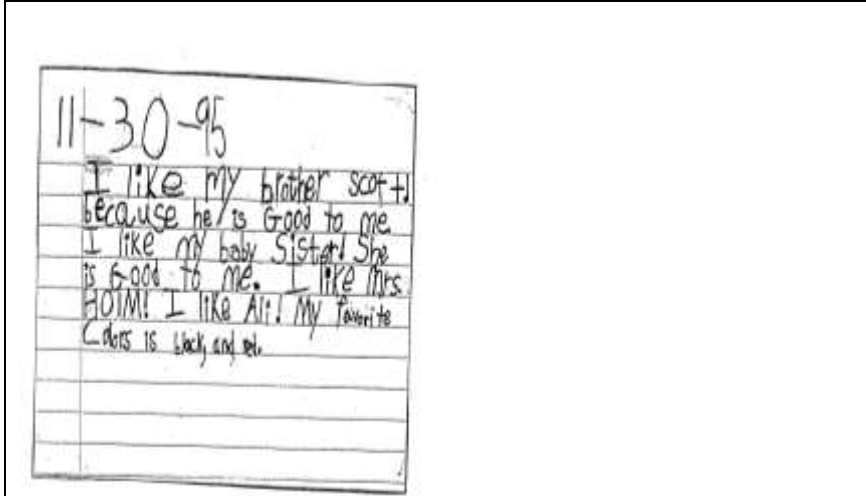
Stage 6: Initial, Middle and Final Sounds

- Spelling for macaroni can be *Ma c r ni* beginning and end sounds are present
- Some words spelled correctly
- Other words spelled the way they sound
- Writing is readable



Stage 7: Transitional Phase

- Uses invented spelling (“iz” for is shows phoneme awareness)
- Writing is readable and approaches conventional spelling
- Some words in standard form and patterns
- Uses visual memory for spelling



Stage 8: Standard Spelling

- Most words are spelled correctly
- Writers starting to understand root words, compound words, contractions and punctuation