

















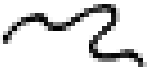



1. Single vertical line		11. Roving enclosing line	
2. Multiple vertical lines		12. Zigzag or waving line	
3. Single horizontal line		13. Single loop line	
4. Multiple horizontal lines		14. Multiple loop line	
5. Single diagonal line		15. Spiral line	
6. Multiple diagonal lines		16. Multiple overlaid circles	
7. Single curved line		17. Multiple line circles	
8. Multiple curved lines		18. Circular line spread out	
9. Dots		19. Single crossed circle	
10. Roving open lines		20. Imperfect circle	

**Inventory of the twenty basic scribbles produced by the young child**

*Adapted from Rhoda Kellogg Analyzing Children's Art, page 15*

## Images Support Drawing

### Language Supports Images

Talk from the teacher and self-talk from the child is powerful support for children as they draw. Language can both guide movement and generate an image. Imagery, in turn, stimulates and guides drawing. Imagery links the inner and outer worlds of the child.

Therefore remedial instruction on The Learning Window needs to incorporate both imagery and language.

The teacher can say the high imagery sentence in the first column to encourage the child to draw the scribble in the second column. The teacher may also draw the images if modeling is needed.

Teacher says:	Child draws:
1. "I am drawing one finger."	Single vertical line
2. "Grass, grass, grass. Let's make grass."	Multiple vertical lines
3. "Now my finger is flat."	Single horizontal line
4. "The wind blew all our grass sideways."	Multiple horizontal lines
5. "Look, my line is the side of a hill...and the other side."	Single diagonal line
6. "It is raining and the wind is blowing the rain."	Multiple diagonal lines
7. "I made a smile."	Simple curved line
8. "I made many smiles."	Multiple curved lines
9. "Freckles."	Dots
10. "I am dizzy and walking all over."	Roving open lines
11. "I am walking all over and around and around puddles."	Roving enclosed line
12. "Up and down and up and down and up and..."	Zigzag or waving line
13. "I am a plane going up and around, swoop!"	Single loop line
14. "I am flying up and around, and up and around."	Multiple loop line
15. "I am tickling a snail by walking around his shell."	Spiral line
16. "I am digging a hole by going around and around."	Multiple overlaid circles
17. "I am making a path around a puddle."	Multiple line circles
18. "My pen is making crazy bike circles."	Circular line spread out
19. "I am making a head. The hair can stick out."	Single crossed line
20. "Careful. Careful. I am making a ring."	Imperfect circle.